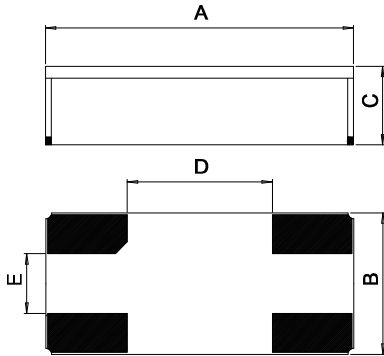


### Package dimension:



#### Dimensions:

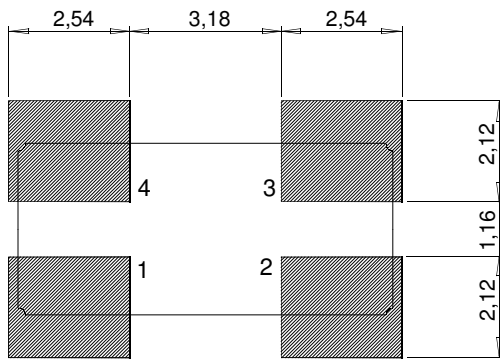
	In.	mm
A	0.30	7.9 ± 0.3
B	0.14	3.8 ± 0.2
C	0.08	2.5 ± 0.2
D	0.15	3.7 ± 0.3
E	0.06	1.5 ± 0.3

#### Pin Out:

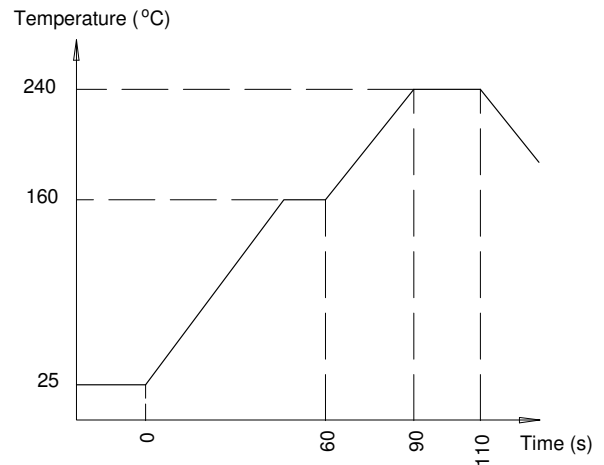
1	Option: Enable/Disable
2	GND
3	Output
4	Vcc

### Recommended solder pad layout & soldering conditions:

#### Solder pad layout



#### Soldering conditions



Date :	May 2011	Revision No. : 1	Revision Date : 12.05.11	Page 1 / 1
--------	----------	------------------	--------------------------	------------

In accordance with our policy of continuous development and improvement, we reserve the right to modify the design or the specifications of our products without prior notice.

Headquarters:	Micro Crystal AG Mühlestrasse 14 CH-2540 Grenchen Switzerland	Tel.	+41 32 655 82 82
		Fax	+41 32 655 80 90
		Internet	<a href="http://www.microcrystal.ch">www.microcrystal.ch</a>
		Email	sales@microcrystal.ch