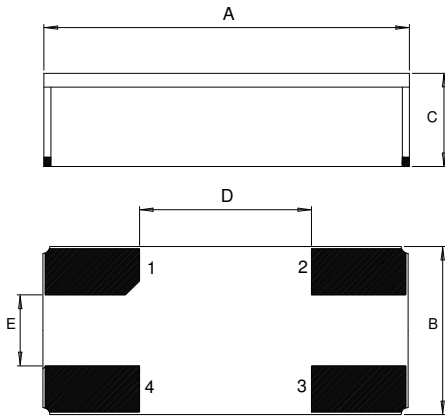


Package dimension:



Dimensions:

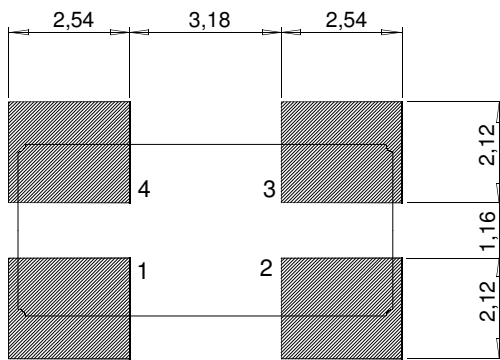
	In.	mm
A	0.30	7.86 ± 0.2
B	0.14	3.60 ± 0.2
C	0.08	2.00 ± 0.2
D	0.15	3.70 ± 0.2
E	0.06	1.52 ± 0.2

Pin Out:

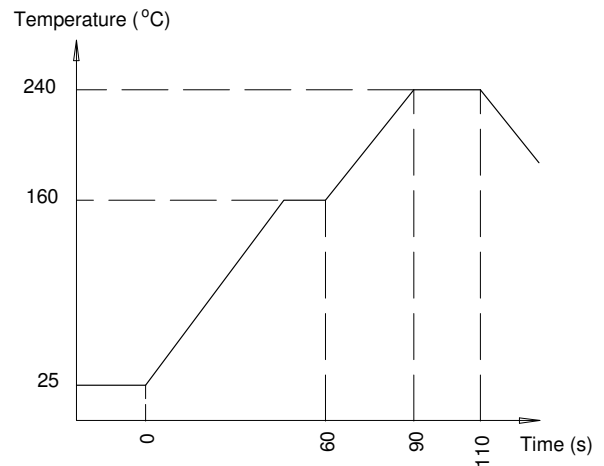
1	Option: Enable/Disable
2	GND
3	Output
4	Vcc

Recommended solder pad layout & soldering conditions:

Solder pad layout



Soldering conditions



DATE:	October 2009	Revision No.: 2.2
-------	--------------	-------------------

In accordance with our policy of continuous development and improvement, we reserve the right to modify the design or the specifications of our products without prior notice.

Headquarters: Micro Crystal AG
Mühlestrasse 14
CH-2540 Grenchen
Switzerland

Tel. +41 32 655 82 82
Fax +41 32 655 80 90
Internet www.microcrystal.ch
Email sales@microcrystal.ch